



Fabbricatori di ghiaccio in cubetti : DX35  
Ice Cubers: DX35

### DATI TECNICI - SPECIFICATIONS



	COND.	COMP. W	ABS. W	FUSE	Kwh/100Kg	l/h	kg	Lbs	kg	Lbs
DX35 A		786	300	10	46.6	2.67	51	112	60	132
DX35 W		786	300	10	30	41.7	51	112	60	132



### PRODUZIONE DI GHIACCIO - ICE PRODUCTION kg/24h - lbs/24h

**24** x Cycle



Medium Gourmet - 20 g  
diam. 29 x H34 mm

Capacità deposito / Storage capacity

**12.6 kg**

### DIMENSIONI - DIMENSIONS

LxPxH(mm): 380 x 515 x 1720  
WxDxH(in): 15" x 20 9/32" x 67 3/4"



230/50/1



R134a

MIN		MAX
10°C (50°F)		40°C (104°F)
5°C (41°F)		35°C (95°F)
-10%		+10%
1 Bar (14 psi)		5 Bar (70 psi)

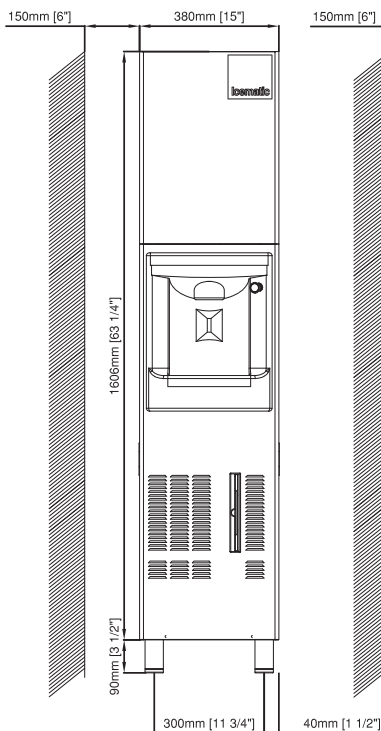
#### Raffreddamento ad aria Air Cooled Unit

Temp. aria Air Temp.	Temp. acqua / Water Temp.			
	32°	21°	15°	10°
°C				
°F	90°	70°	60°	50°
10°	<b>21</b>	<b>25</b>	<b>27</b>	<b>29</b>
50°	46	55	60	64
21°	<b>19</b>	<b>23</b>	<b>25</b>	<b>27</b>
70°	42	51	55	60
32°	<b>15</b>	<b>15</b>	<b>15</b>	<b>15</b>
90°	33	33	33	33
38°	<b>12</b>	<b>12</b>	<b>12</b>	<b>12</b>
100°	26	26	26	26

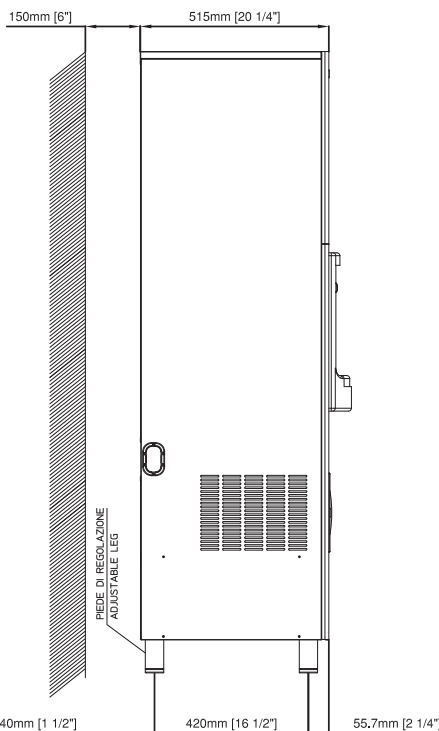
#### Raffreddamento ad acqua - Water Cooled Unit

Temp. aria Air Temp.	Temp. acqua / Water Temp.			
	32°	21°	15°	10°
°C				
°F	90°	70°	60°	50°
10°	<b>24</b>	<b>27</b>	<b>29</b>	<b>30</b>
50°	53	60	64	66
21°	<b>22</b>	<b>25</b>	<b>26</b>	<b>28</b>
70°	49	55	57	62
32°	<b>20</b>	<b>21</b>	<b>22</b>	<b>22</b>
90°	44	46	49	49
38°	<b>19</b>	<b>20</b>	<b>20</b>	<b>21</b>
100°	42	44	44	46

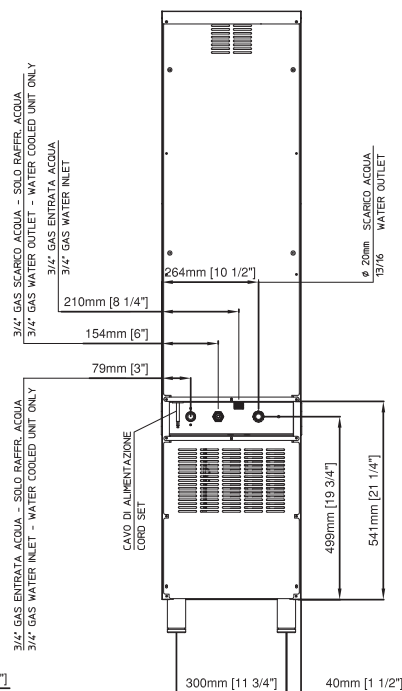
Front View  
Vista Frontale



Lateral View  
Vista Laterale



Back View  
Vista Posteriore



Air Circulation  
Circolazione Aria

